



Backyard Adventures: Nature Scavenger Hunt Edition

By Judy Pritchard, Lead Educator at Home Base Learning Center

This activity is intended for children ages 4-9

Materials Needed:

- Picture Worksheet
- Something to Write With
- A Backyard, Park, Forest, or Neighborhood
- An Adult (Minimal Involvement)

Welcome to Scavenger Hunt! Take a look at the picture checklist below; your children may mark off when and if they find a specified object. You may have them attempt the entire page or play Bingo-style by marking off one row or column, depending on their age. If your child finds something exciting not on the page, I suggest giving them one “freebie” that has proven difficult to find, or that completes a row or column, depending on how you have decided to play.

When completed, you could think up your own version. Looking at my own backyard I came up with:

- Something broken
- An animal’s hole in the ground
- Something you can ride
- Scat
- A tree with a funny/unusual shape
- One tree with greenery, one tree that is bare
- A rock bigger than your foot
- A house for a mouse
- Evidence a fairy has been around

This can be as silly or serious as you like. Have fun!

Scavenger Hunt- Nature Walk

Can you find all 20?




bird




tree roots



ant



spiderweb




green leaf




acorn



flower



log



two similar rocks



mushroom




squirrel



tall grass



stick that looks like a letter 'y'



flying bug



brown leaf



cloud



dandelion



animal footprints



wild berries



pine cone